

ABS — Adjustable Bearer Support

Materials

- Hot Dip Galvanised Steel as per AS/NZS 4680:2006

Advantages

- Quick and easy to use when setting height of your bearer.
- Ideal for use on areas where the ground has a “fall”, to provide a level bearer height.
- Heavy duty and fully hot dip galvanised ensures long life-span without failure. Locking nuts ensure absolute rigidity.
- Can be used to prop-up existing bearers or floor joists that have sagged over a period of time.
- Use with 45mm to 100mm wide bearers of various heights.
- Variety of uses include the building of ramps, stairs, post supports, adjusting the rafter support to achieve the pitch on a skillion roof.

Installation

- Adjustable Bearer Supports should always be fixed with 2 x M10 Titen HD x 60mm long (THD10060MG) anchors to ensure strength and stability of base.
- Base plates are recommended to be placed at 90 degrees to the adjacent base plate to provide best possible lateral stability in all directions. This is critically important if building a free-standing deck (i.e. not attached to any fixed structure – eg house).
- Locking nuts should be fully tightened at all times. This is especially important when the thread is wound out near its maximum height.
- Do not wind the Adjustable Bearer Support higher than 290mm to the bottom of bearer height.
- Note: On a free-standing deck (i.e. not attached to a fixed structure), regardless of bearers meeting span requirements, a minimum of six (6) Adjustable Bearer Supports should be used.

Minimum seat height to top of joist examples:

- Example 1: Seat height 160mm + Bearer height 90mm + Joist height 140mm = Top of joist overall height of 390mm
- Example 2: Seat height 160mm + Bearer height 140mm + Joist height 90mm = Top of joist overall height of 390mm

Maximum seat height example:

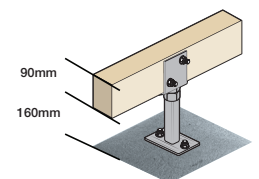
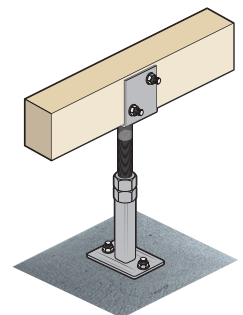
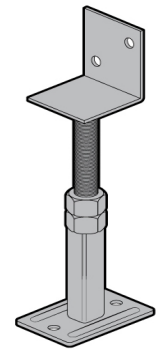
- Example 1: Seat height 290mm + Bearer height 240mm + Joist height 140mm = overall height of 670mm

Technical Data

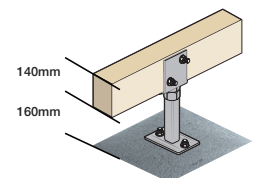
Model No.	Bearer Width (mm)	Fasteners		Downward Design Capacity (kN)
		Anchor Dia. (mm)	Bolts (No. Dia. mm)	
ABS	45-90	2-M10 (2-THD10060MG)	2-M10	16.0

Notes:

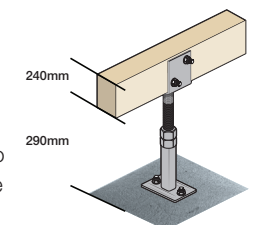
- ABS have a download capacity of 16kN. This is approximately equivalent to 4m² of 1.5kPa floor load area
- The above information is a “practical” rather than an “absolute” document. There will be a number of ways to achieve the heights mentioned with different sized bearers and joists, however the installer should always be mindful to operate within the Simpson Strong-Tie product parameters and relevant joist/bearer span tables.
- The product has a supplied lowest height of approx 175mm. In order to achieve 160mm, the bottom 20mm of the threaded rod needs to be cut off.



Minimum Image (Example 1)



Minimum Image (Example 2)



Maximum Image